

About Samsung

Samsung Electronics Co., Ltd. is a global leader in technology, opening new possibilities for people everywhere. Through relentless innovation and discovery, we are transforming the world of TVs, smartphones, tablets, PCs, cameras, home appliances, printers, LTE systems, medical devices, semiconductors and LED solutions. We employ 286,000 people across 80 countries with annual sales of US\$216.7 billion. To discover more, please visit www.samsung.com

For more information

For more information about Samsung GM85, visit www.samsung.com/healthcare

CT-GM85 1.0-161104-BC-EN

PREMIUM
MOBILE
DIGITAL
RADIOGRAPHY

COMPACT &
POWERFUL



GREAT TO MOVE
GM85

Copyright © 2016 Samsung Electronics Co. Ltd. All rights reserved. Samsung is a registered trademark of Samsung Electronics Co. Ltd. Specifications and designs are subject to change without notice. Non-metric weights and measurements are approximate. All data were deemed correct at time of creation. Samsung is not liable for errors or omissions. All brand, product, service names and logos are trademarks and/or registered trademarks of their respective owners and are hereby recognized and acknowledged.

SAMSUNG

EXPERIENCE
A New Healthcare
Solution

SAMSUNG

ULTIMATE DRIVING EXPERIENCE

going anywhere with advanced mobility



Ultra-Compact

Access anywhere with ultra-compact GM85 even in narrow hallways or tight spaces. Collapsible column makes navigation safe by securing a clear view while moving the system.

Ultra-Light

Ultra-light GM85 only weighs 349 kg (769 lb) and allows upto 3 more people on elevator.

* based on elevator with 600 kg (1323 lb) load capacity

555 mm

21.9 in

349 kg

769 lb



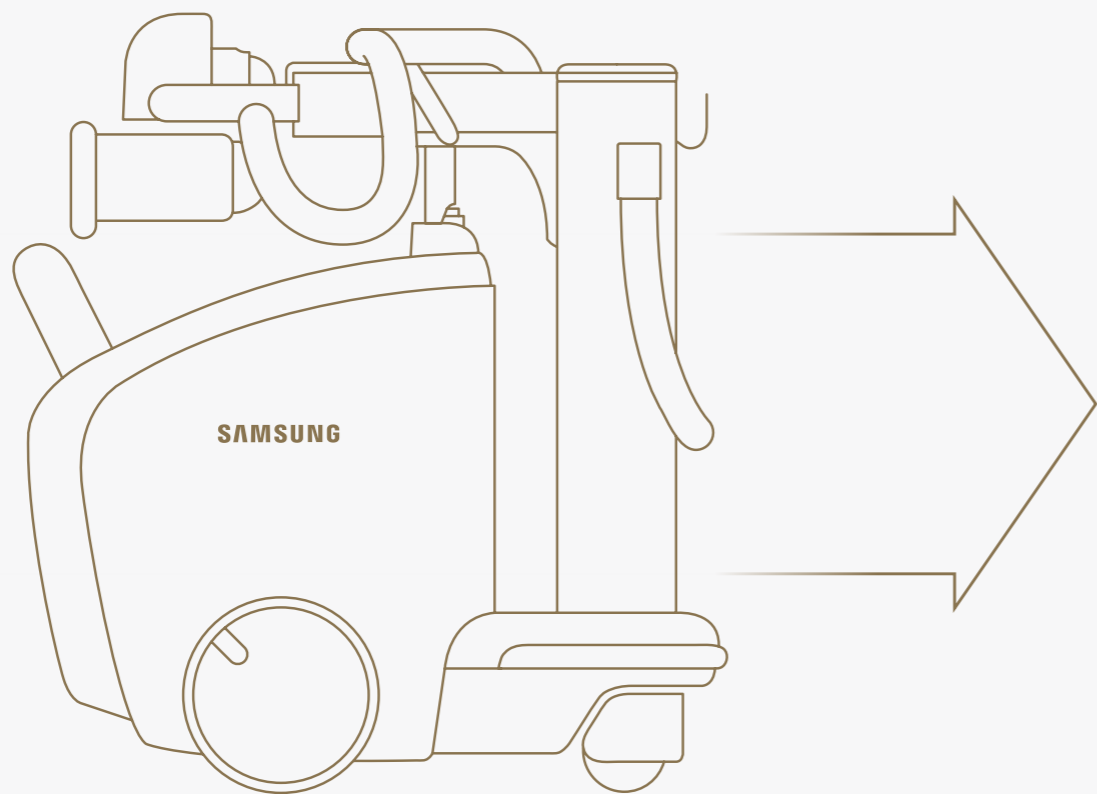
INNOVATIVE ENHANCED USABILITY

to decrease user fatigue and serve more patients

New battery technology guarantees fast charging and efficient battery management. GM85 powers up to 100 % in only 2~4 hours and long-lasting battery gives you the power to keep going for all day without additional charging.

Time-saver Battery

- * Charging time will vary according to the capacity of the wall outlet, which will be different for each country
- * Fully charged battery supports 220 shots and 20 km (12.4 mile) of moving distance
- * Test condition : 80 kVp/400 mA/5 msec/30 sec intervals, moving in maximum velocity (5.6 km/h)



2~4 h 

Fast charging time



All Day 

All day operation without additional charging

INNOVATIVE ENHANCED USABILITY

to decrease user fatigue and serve more patients

Experience GM85's unique innovation features such as SID Guide and S-Align, enabling users to save time and optimize workflow. Extensive long tube reach (1355 mm / 53.3 in), easy quick positioning, large storage and intuitive multi-touch features also provide superior user convenience.

SID Guide

- According to protocols
- 3 types of SID (100/130/180 cm)
- Applied automatically

SID Guide

SID Guide (Source to Image Distance) supports detailed device positioning with multiple SID settings.

S-Align

S-Align displays the detector's angle to the THU for precise alignment and enhances the quality of imaging.

S-Align

SUPERIOR IMAGE QUALITY

for advanced imaging and precise diagnoses

GM85 provides advanced patient care with diagnostic confidence through leading-edge imaging functions such as SimGrid and TLE (Tube&Line Enhancement) along with S-View and S-Detector.

SimGrid

SimGrid produces superior image quality compared to images captured on systems without the use of a conventional grid through a reduction of scatter radiation effects, generating improved image contrast.

Before



Case 1. Abdomen Supine before SimGrid

After



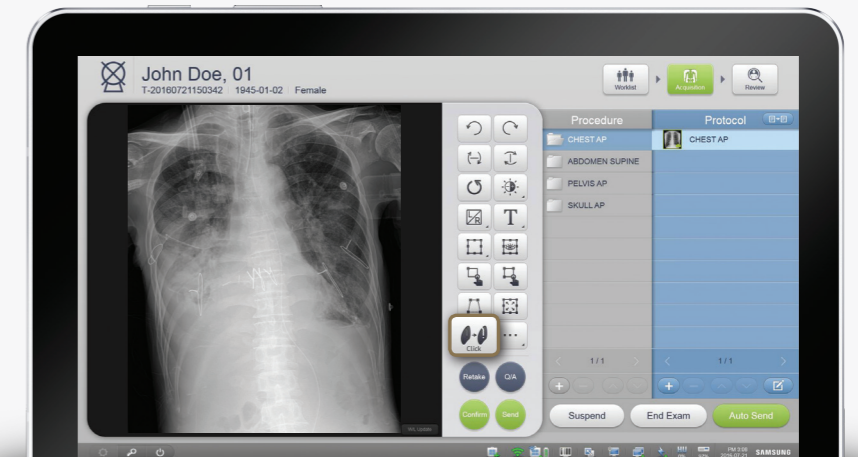
Case 2. Abdomen Supine after SimGrid

TLE*

Improve clarity of tube and line in chest images with Tube & Line Enhancement feature. With a single on-screen click, the companion image is created without additional settings or x-ray exposure, streamlining the process.

* TLE is Tube & Line Enhancement

Before



Case 1. Chest AP

After




Case 2. Chest AP with TLE

Always caring for our children

with child-friendly features and design

Pediatric Exposure Management

Patient Size



6-stage weight dependent imaging

Optimized 6-stage weight dependent imaging enables pediatric patients to avoid unnecessary x-ray exposure using precise dose management, resulting in superior image quality. Child-friendly design stimulates pleasant imagination and provides a playful environment for both parents and children.

S-Detector^{*}

Small-size wireless detector (S3025-W) optimized for child care in NICU (Neonatal Intensive Care Unit)

^{*} Larger size detectors (S4335-W, S4343-W) are also available



Pediatric cover design^{**}

^{**} Pediatric cover design is optional

